

KYTOLA® Oval Gear Meter Model 2950 is designed and developed for lubrication oil measurement in demanding industrial environments.

The oval gear meter is a positive displacement flow meter, which always shows the correct flow rate regardless of oil temperature or viscosity changes.



- For oil
- Max 70 L/min
- Transparent cover
- Alternative pulse sensors
- G or NPT connections
- Without flow adjustment valve
- ATEX version (II 2GD c TX) as option



ISO 9001 ISO 14001

OVAL GEAR METER 2950

The flow meter consists of two elliptical gears, which the flow rotates. A coil sensor or an inductive proximity switch picks up the rotation, and the pulse signal can be transferred to indicators, counters or automation systems.

FEATURES

Several flow ranges

Large viscosity range
30 – 1000 cSt

Transparent cover provides highly visible oil flow indication

Independent of viscosity changes

Sturdy construction

Pulse output

TYPICAL APPLICATIONS

Lubricant monitoring

Industrial flow monitoring

Process control

2950

TECHNICAL DATA

Model	2950-1	2950-3	2950-6	2950-15	2950-30	2950-70
Flow range L/min	0.1 – 1.5	0.2 – 3	0.5 – 6	1 – 15	2 – 30	5 – 70
Output pulses/L	2100	1062	290	126.8	75.8	22.4
Connections G/NPT	1/4"	1/4"	1/4"	3/4"	3/4"	1"
Body	Aluminium					
Gears	Composite polymer			Bronze; EN 1982		
Cover	Polyamide					
Seals	Viton®					
Sensor	NAMUR; EN 60947 (*Other types of inductive proximity sensor)					
Max. pressure	10 bar					
Max. temperature	+80°C					
Viscosity range	30 – 1000 cSt					
Weight	0.27 kg	0.26 kg	0.28 kg	1.1 kg	1.1 kg	3.4 kg
Accuracy	±5% of reading					

* Special construction on request

2950- [] - [] - [] - []

Flow Range L/min	
0.1 – 1.5	1
0.2 – 3	3
0.5 – 6	6
1 – 15	15
2 – 30	30
5 – 70	70

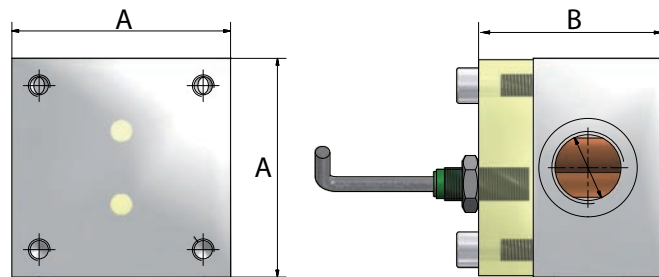
Connections	
G threads	G
NPT threads	N

Sensor	
Coil sensor (compatible with Kytola readout units)	C
NAMUR; EN 60947	A
PNP/NPN (2-wire) 10–55 VDC	F
PNP (3-wire)	P
NPN (3-wire)	T
Without sensor	D

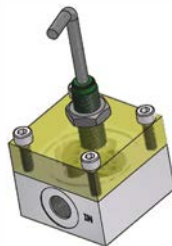
Special Feature	
No ATEX	blank
ATEX version – only with NAMUR sensor, please choose options A and Z	Z

Standard feature: leave blank

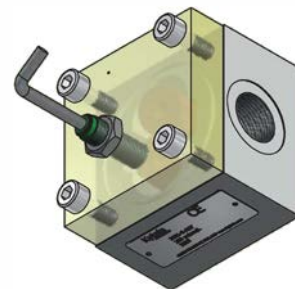
Model	A	B
2950-1	50	41
2950-3	50	41
2950-6	50	47
2950-15	80	67
2950-30	80	67
2950-70	118	97




2950-1 ... 2950-6



2950-15, 2950-30



2950-70



Kytola
INSTRUMENTS

www.kytola.com



Kytola Instruments Oy
Olli Kytölän tie 1
FI-40950 Muurame, Finland
Tel. +358 20 779 0690
info@kytola.com